

Builders Club Awards & Contests Guide



Dear Builders Club advisor,

We invite your club to participate in the K-Kids awards and contests this year! It's an opportunity to celebrate club spirit and accomplishments and members' talents and to just have fun together!

By mid-year we suggest that advisors:

1. Share award and contest opportunities with the club and ask who would like to participate.
2. Develop a plan for how members or groups from the club (such as, an awards committee or officers) will complete the [Builders Club Annual Achievement Report](#) and prepare contest entries.
3. Let members know they can nominate officers and advisors on their own and can ask for help if they need it.
4. For the committee, group of officers or individuals applying: Review entry forms and nomination forms for awards and contests that the club wants to participate in. Make sure to go over questions, information you'll need to gather, and/or contest information and topics. Use the links to each entry form found in this guide.
5. Add time in the club meeting calendar to work on awards and contests – to gather all required information, draft answers to questions or/prepare the contest items.
6. Remember to put the Builders Club awards and contests **deadline of April 7, 11:59 p.m. Eastern Time** on the club's calendar. Plan to submit your entries during the last two weeks of March to allow time for questions or any technical issues. ***No late entries will be accepted.***

Everything you need to understand each award and contest – and how to apply – is contained in this guide. So, read on to learn the rules, information you'll need gather, topics for contest entries, and scoring criteria by reading the sections for each in this guide and reviewing the online entry forms through the links in each section.

Award Categories

- Distinguished Club Award and Honor Club Award
- Distinguished Advisor Award
- Distinguished Officer Award
- Single Service Project Award
- Contests: Poster Contest, Scrapbook Contest, Speech Contest, and Video Contest

Distinguished Club Award and Honor Club Award

Each Builders Club can earn a Distinguished Club or an Honor Club recognition from Kiwanis International by completing and submitting the Builders Club Annual Achievement Report form. Your answers to the questions and the supporting documentation you provide determine the number of points your club earns. Your club can earn a maximum of 29. If your club earns 24 to 29 points, it will receive a **Distinguished Club Award**. If your club earns 18 to 23 points, it will receive an **Honor Club Award**.

Reports are due by April 7, 11:59 p.m. Eastern Time and must be submitted through the online [Builders Club Annual Achievement Report](#).

Preparing to complete the Annual Achievement Report.

Before going online to complete and submit your Annual Achievement Report, follow these steps.

1. Review rules, examples of evidence needed, and the scoring form found below.
2. Review the questions in the online form of the [Builders Club Annual Achievement Report](#).
3. Gather examples / evidence of your club's great work this year. This evidence can be a document, PDF or image. Images should be accompanied by an explanation or caption unless it is easy to understand the context of the picture (like a book donation collection box or students at a table that has signs explaining the event). **Each piece of evidence can only be used one time in the report.** Examples include:
 - Copies of **one** completed activity from **each of the three guides: Builders Club Member and Officer Toolkit** (such as, a completed talents and strengths brainstorming worksheet or a members' goals sheets), **Builders Club Advisor Toolkit** (such as, a completed Quick Start Guide) and **Builders Club Service Toolkit** (such as, an image of a community asset and need map created by the club or a day-of-event list of tasks for members).
 - Images, emails and/or announcements about different types of service projects carried out by your club: a fundraiser, a donation drive, an advocacy project (educating about a cause); and a hands-on service project (being directly involved with animals, community members or the environment). Examples include hosting a plant sale fundraiser, playing games at an assisted living facility and a park clean-up event.
 - A member recruitment flyer.
 - A list of the club's committees and their responsibilities.
 - An image of an officer carrying out their responsibilities with a caption that explains it, like "Builders Club secretary taking meeting notes."
 - An image showing that members learn about community issues, like a picture of a guest speaker with a caption "speaker from the animal shelter at the Builders Club January meeting".
 - Flyers or posters promoting service projects and events.
 - A meeting agenda showing that officers lead meetings.
 - A description of your club's best service project and an image from the project.
4. Collect or copy a signed [photo release consent form](#) for each student and adult pictured in the photos that will be submitted with the report. Create one PDF that contains all signed forms.

When you've gathered answers to the report's questions and the documentation you need, return to complete the online form. There is no way to save your work and return to a form later – the online form must be completed in one session.

Report form: [Builders Club Annual Achievement Report](#)

To help you understand how scoring works, check out the scoring form below which is used by Kiwanis International to track the number of points your club earns for its Annual Achievement Report. The form follows the questions found in the online report form.

CLUB NAME: _____ **DISTRICT NAME:** _____

Question #	Evidence provided? Yes/No	Evidence accepted? Yes/No	# of points possible	Advisor's score (from club's annual report)	Kiwanis staff score
#1-8: Completed recommended club activities.	N/A	N/A	16		
#9: Used the <i>Member and Officer Toolkit</i> .			1		
#9: Used the <i>Advisor Toolkit</i> .			1		
#9: Used the <i>Service Toolkit</i> .			1		
#10: Example 1 of learning.			1		
#10: Example 2 of learning.			1		
#11: Example 1 of engaging.			1		
#11: Example 2 of engaging.			1		
#12: Example 1 of serving.			1		
#12: Example 2 of serving.			1		
#13: Example 1 of leading.			1		
#13: Example 2 of leading.			1		
#14: Best service project description & image.			2		
Total Score for Report			29		
Award based on staff score for the club's report: _____ Honor Club (18-23 pts.) _____ Distinguished Club (24-29 pts.)					

Distinguished Advisor Award

Do you know an advisor who deserves to be recognized for their outstanding care, empowerment, mentoring and support of the club's officers and members? Nominate them for a Distinguished Advisor Award!

Preparing to complete the nomination entry.

1. Read the rules about this award below.
2. Review questions asked in the Distinguished Advisor nomination form. Create a Google or Word document with answers to the short answer questions found in form (like an example of how your advisor shows care and how they encourage members and officers to grow) so that you can copy your answers into the online form when you're ready to complete it.
3. If you would like to include a picture of your advisor, ask them to share a picture they like with you and to sign a [photo release consent form](#).

Rules for Distinguished Advisor Nomination

1. **DEADLINE:** The nomination must be submitted through the online [Builders Club Distinguished Advisor nomination form](#) no later than April 7, 11:59 p.m. Eastern Time. *There is no way to save your work to return to a form after you've started it – the online form must be completed in one session.* Late entries will not be accepted.
2. More than one advisor can be nominated from a club, but **a nominator can submit only one nomination** for the Distinguished Advisor Award.
3. Any Builders Club faculty advisor, Kiwanis advisor or co-advisor can be nominated.
4. An advisor can be nominated by a member, officer, other advisor, district administrator, principal/host organization leader or community partner.
5. Advisors may not nominate themselves.
6. An advisor must fulfill the responsibilities of their position, specifically stated in the *Builders Club Advisor Toolkit* and listed in this nomination form.
7. Upload a [photo release consent form](#) signed by your advisor if you are including an image of them with the nomination.
8. Your Builders Club must be in good standing (this means, paid the charter fee or annual renewal fee for the current year) to participate.
9. By submitting a nomination for Distinguished Advisor, the honoree agrees to the use of their name, voice, likeness and photo/video submission in any marketing or promotion without compensation.

Nomination form: [Distinguished Advisor Award](#)

Distinguished Officer Award

Do you know an officer who deserves to be recognized for their outstanding leadership, support of the club's members and modeling of Builders Club values? Nominate them for a Distinguished Officer award.

Preparing to complete the nomination entry.

1. Read the rules below.
2. Review questions asked in the Distinguished Officer nomination form. Create a Google or Word document with answers to the questions found in “Going above and beyond” section of the form (like examples of how the officer showed leadership abilities and good character). You can then copy your answers from the document into the online form when you're ready to complete it.
3. If you would like to include a picture of the officer, ask them to share a picture they like with you and to sign a [photo release consent form](#).

Rules for Distinguished Officer Nomination

1. **DEADLINE:** The nomination must be submitted through the online [Builders Club Distinguished Officer nomination form](#) no later than **April 7, 11:59 p.m. Eastern Time**. *There is no way to save your work to return to a form after you've started it – the online form must be completed in one session.* Late entries will not be accepted.
2. More than one officer can be nominated from a club, but **a nominator can submit only one nomination** for the Distinguished Officer Award.
3. Any Builders Club officer (president, vice president, secretary, treasurer, sergeant-at-arms, or other officer) can be nominated.
4. An officer can be nominated by a member, other officer, advisor, district administrator, principal/host organization leader or community partner.
5. Officers may not nominate themselves.
6. An officer must fulfill the responsibilities of their position, specifically stated in the *Builders Club Advisor Toolkit*.
7. Upload a [photo release consent form](#) signed by your officer's parent or guardian if you are including an image of them with the nomination.
8. Your Builders Club must be in good standing (this means, paid the charter fee or annual renewal fee for the current year) to participate.
9. By submitting a nomination for Distinguished Officer, the nominee agrees to the use of their name, voice, likeness and quotes from the submission form in any marketing or promotion without compensation.

Nomination form: [Distinguished Officer Award](#)

Single Service Project Award

Did your club plan and conduct an amazing service project in your school or community? Did your club's contribution have a significant impact? Did members learn and change from the experience? Did they use their skills to plan and carry it out? If so, submit your project to be recognized with a Single Service Project Award.

Preparing to complete the entry form

1. Review the questions in the online entry form and the rules below with the club.
2. Discuss the club's service projects completed this year. Choose one project to submit for this award as your club's most outstanding project. When choosing, consider projects that had the greatest community impact (such as, it helped many people or raised a large amount of money); had the greatest impact on members; was new and raised awareness about an issue students didn't know about; or engaged a large number of community members and students outside your club.
3. Create a document with the Single Service Project description that explains six (6) elements about your project: (1) Identifying a service need; (2) Creating a service project plan; (3) Carrying out the project plan; (4) Engaging others; (5) Impact on the club; and (6) Impact on the community. Review the **Builders Club Single Service Project Award Criteria** (on the next page) for more information about these six elements to assist you in preparing the document. You will need to upload the description document into the entry form.
4. Gather one or more images from the project. Collect or copy a signed [photo release consent form](#) for students and adults pictured in project images. Create one PDF containing all consent forms.

Rules for Single Service Project Entry

1. **DEADLINE:** The entry must be submitted through the online [Single Service Project entry form](#) no later than **April 7, 11:59 p.m. Eastern Time**. *There is no way to save your work to return to a form after you've started it – the online form must be completed in one session.* Late entries will not be accepted.
2. A Single Service Project is a project that is planned, organized and carried out by the applying Builders Club.
3. Only one project conducted during the current year can be submitted for consideration.
4. The Single Service Project description can be saved as a document or PDF and must be uploaded through the online entry form.
5. Collect or copy a signed [photo release consent form](#) for all students and adults pictured in the photos that will be submitted with the entry.
6. Your Builders Club must be in good standing (this means, paid the charter fee or annual renewal fee for the current year) to participate.

Entry form: [Single Service Project Award](#)

Builders Club Single Service Project Award Criteria

To earn a Single Service Project Award, create a document that includes good explanations for each of the six topics below. You will upload this document (and accompanying images) when completing the online award entry form.

Identifying a service need (10 points)

1 paragraph — Explain the community need that the project is addressing and how the club discovered it was a need.

Creating a service project plan (20 points)

1 paragraph — Explain who developed the project plan and the steps of the plan. Was the plan created by officers, a committee or all members during a meeting?

Carrying out the project plan (25 points)

1 paragraph — Explain what members did to carry out the project – from starting it to wrapping it up. How many meetings did it take? Where did it happen? What were the big tasks that needed to be accomplished and who was responsible for them?

Engaging others (10 points)

1 paragraph — Explain how the club educated people about the cause or invited other people to participate in, or give to, the project. Did you use posters, emails, school announcements, personal invitations, social media posts, etc.?

Impact on the club (10 points)

1 paragraph — Explain what officers and members learned by participating in the project -- about themselves, their community, and/or the cause they served.

Impact on the community (25 points)

1 paragraph — Explain what the project achieved. Who benefited? What was improved or contributed? Share quantities or numbers that show how the club helped (like number of people served, amount of food or books donated, amount of money raised, number people that attended your event).

Speech Contest

This is a contest for individuals.

Speech Topic

In your speech, share (1) why feeling that you belong is important to you, (2) how Builders Club members, officers and advisors contribute to your sense of belonging; and (3) what happens in meetings, activities and service projects that help you feel that you belong.

How to prepare a speech for entry.

1. Share the speech topic and rules with the club. Encourage members and officers who enjoy and excel at speaking or who have a goal of improving their public speaking to participate.
2. Interested students should first write a speech script, then review it to make sure it covers all parts listed in the speech topic section above. Students can also review their speeches using the speech scoring form (on the next page) to make sure they have written and delivered a strong speech.
3. Then speakers should record their speech and add any title slide or graphics they wish to the recording.
4. If there is more than one member in the club who wants to submit a speech entry, the advisor can select one speech to enter or have members vote to select one speech for entry.


Rules for the Speech Contest

1. **DEADLINE:** The speech entry must be submitted through the online [Speech Contest entry form](#) no later than the **April 7, 11:59 p.m. Eastern Time deadline**. *There is no way to save your work to return to a form after you've started it – the online form must be completed in one session.* Late entries will not be accepted.
2. **A club can submit only one entry** for the speech contest.
3. The speech must be completely written and spoken by a Builders Club officer or member.
4. The speech must be about the topic listed above – belonging.
5. The speech must be between two (2) and four (4) minutes long.
6. **Use only the speaker's first name in the video (in graphics or spoken), in the script, and on the YouTube or Vimeo channel where it is posted. The student's last name can appear in this entry form.** Students' last names cannot be used publicly for their protection and privacy.
7. In this Speech Contest entry form, you must:
 - Provide a link to the video of your speech stored in your Google drive or posted to YouTube or Vimeo. Make sure you've allowed permission for Kiwanis International staff to view your video.
 - Upload a speech script.
 - Upload a signed [photo release consent form](#) for the speaker.
8. Your Builders Club must be in good standing (this means, paid this year's charter fee or annual renewal fee) to participate.

Entry Form: [Speech Contest](#)

To help you understand how scoring works, check out the scoring form below which is used by Kiwanis International to score speeches.

SPEAKER NAME: _____ **CLUB NAME:** _____

<input checked="" type="checkbox"/>	Speech Scoring Criteria	Max. # of points	# of points awarded
<input type="checkbox"/> <input type="checkbox"/>	Being clear and on topic. <ul style="list-style-type: none"> Was the speech about the topic, belonging? Did the speech share information, thoughts and feelings clearly? 	20	
<input type="checkbox"/> <input type="checkbox"/>	Being organized. <ul style="list-style-type: none"> Does each part of the speech make sense and build on the previous part? Is there a good introduction, middle and conclusion? 	20	
<input type="checkbox"/> <input type="checkbox"/>	Using their voice. <ul style="list-style-type: none"> Has the speaker made this topic personal and used their own words to explain it? Have they shared personal examples about belonging? 	20	
<input type="checkbox"/> <input type="checkbox"/>	Including research. <ul style="list-style-type: none"> Are there examples about club life, activities, and service? Does the speech include something from research about belonging? 	20	
<input type="checkbox"/> <input type="checkbox"/>	Using effective delivery. <ul style="list-style-type: none"> Could the speaker be heard well and did their voice hold your attention? Did the speaker hold themselves well and avoid distracting from the speech with movements (like, fidgeting) or filler words (like, "umm")? 	20	
<input type="checkbox"/>	Total points out of 100 		

Poster Contest

This is a contest for individuals or a group.

Poster Topic

The poster you submit should be an advocacy poster. It must use images and words to educate viewers about a cause and ask them to take an action to give to or help the cause in some way. *Advocacy is educating people about a cause.* The poster must have been created and used for a service project this year.

Tip: Posters letting the community know about a project (like “bake sale for the Children’s Hospital” or simple requests, like “donate cans at the food drive”), are not advocacy posters. The poster must educate people about the issue or need; for example, “Help our Neighbors! The Northside Food Pantry feeds 6,000 people in our city each month. It runs out of popular food like peanut butter, pasta, and good snacks early each month. Donate to the food drive by Friday, October 8.”

How to prepare a poster for entry.

1. Gather members and review the poster topic and rules.
2. Review all digital and non-digital posters your club created this year for service projects and separate the advocacy posters.
3. Choose the best advocacy poster that both educates viewers about the cause and tells them how to give or get involved to support the cause.
4. Gather a signed [photo release consent form](#) for all students and adults pictured in poster images.

Rules for the Poster Contest


1. **DEADLINE:** The poster entry must be submitted through the online [Poster Contest entry form](#) no later than the **April 7, 11:59 p.m. Eastern Time deadline**. ***There is no way to save your work and return to a form after you’ve started it – the online form must be completed in one session.*** Late entries will not be accepted.
2. A club can submit only one entry for the poster contest.
3. The poster must be created (designed and illustrated) completely by one or more members; advisors can provide creative and content guidance.
4. The poster must be about the topic listed above – advocacy and action.
5. **The poster must have been used for a club service project this year, not created for the contest.**
6. Posters can be either non-digital (created by hand using art supplies) or digital (using software like Canva.com or Adobe Illustrator).
7. You must upload one of the following to your Poster Contest entry form:
 - A photograph of the non-digital poster saved as a JPEG file.
 - The digital poster saved as a PDF.
 - Upload one PDF that contains all signed [photo release consent forms](#) for students and adults shown in poster images.
8. **Use only the first name of the poster creator(s) on the poster.** Include first and last name(s) on the Poster Contest entry form.
9. Your Builders Club must be in good standing (this means, paid this year’s charter or annual fee) to participate.

Entry Form: [Poster Contest](#)

To help you understand how scoring works, check out the scoring form below which is used by Kiwanis International to score poster entries.

NAMES OF POSTER CREATOR(S): _____

CLUB NAME: _____

<input checked="" type="checkbox"/>	Poster Scoring Criteria	Max. # of points	# of points awarded
<input type="checkbox"/> <input type="checkbox"/>	Educating others. <ul style="list-style-type: none"> Does the poster share facts or information about the cause or need? Is a reader's knowledge about the cause increased by reading the poster? 	30	
<input type="checkbox"/> <input type="checkbox"/>	Encouraging action. <ul style="list-style-type: none"> Does the poster offer one or more actions a person can take to help this cause on their own or through a Builders Club project? Does the poster provide information about where and/or when they can help (like, about an organization or place, a donation drive or an event)? 	30	
<input type="checkbox"/> <input type="checkbox"/>	Using good design. <ul style="list-style-type: none"> Does the poster draw a person's attention with photos, drawings, painting, collages, or other art forms? Does the poster have both visual art and words providing information? 	30	
<input type="checkbox"/>	Naming Builders Club. <ul style="list-style-type: none"> Does the poster share the Builders Club's name? 	10	
	Total points out of 100 		

Scrapbook Contest

This is a contest for a club award.

Scrapbook Topic

Create a scrapbook that shares a variety of club life and service activities from the current year.

Prepare a scrapbook for entry.

1. Gather club members, review contest information, rules and the online submission form.
2. If the club wants to submit a scrapbook this year, decide:
 - Whether they want to create and enter a digital or non-digital scrapbook. **A digital scrapbook is created using online software like canva.com. A non-digital scrapbook is created using a traditional binder, paper art, photos, and printed articles.**
 - Who will create the scrapbook. You can form a scrapbook committee or ask for members to volunteer that want to be responsible for planning and creating the scrapbook. The committee or club can also choose club photographers (to take pictures) and club reporters (to write descriptions of club activities and service projects).
3. The committee or members responsible work with the advisor to create a physical folder or digital folder where everything needed to create the scrapbook can be saved in one location. These digital or printed items would include images, social media posts, school newspaper articles and other things written about the club's activities.
4. Finally, it's time to plan, design and create the scrapbook.
5. After you have a scrapbook completed, get it ready to attach to the online entry form:
 - Non-digital scrapbooks must be photographed or filmed (as pages are turned) and the images or video of the scrapbook saved in your Google drive or posted to YouTube or Vimeo.
 - Digital scrapbooks can be saved in your Google drive or posted to YouTube or Vimeo.
6. Gather or copy a signed [photo release consent form](#) for all students and adults shown in the scrapbook. Create one PDF containing all consent forms.

Scrapbook Contest Rules


1. **DEADLINE: The scrapbook must be submitted through the online [Scrapbook Contest entry form](#) no later than the April 7, 11:59 p.m. Eastern Time deadline. *There is no way to save your work and return to a form after you've started it – the online form must be completed in one session.* Late entries will not be accepted.**
2. A club can submit only one entry for the scrapbook contest.
3. The scrapbook must be completely created by Builders Club officers and members; advisors can provide creative and content guidance.
4. The scrapbook can be either digital or non-digital.
5. It must contain two sections: club life and service and include Information, images, articles, etc. that covers the content listed in the Scrapbook Scoring Criteria form (located on the next page).
6. The scrapbook must feature activities from only the current year.
7. **Use only the first names of officers or members if names are included in the scrapbook. This is for the privacy and safety of students.**
8. In the online Scrapbook Contest entry form, you must:
 - Provide a link to the video or images of your scrapbook stored in your Google drive or posted to YouTube or Vimeo. Make sure you've allowed permission for Kiwanis International staff to view it.
 - Upload one PDF that contains all signed [photo release consent forms](#) for students and adults shown in the scrapbook.

9. If music is used, it must be royalty free music. Visit <https://www.free-stock-music.com> to find a selection of music that is royalty free and free to use if the artist is identified in the scrapbook video. If royalty free music is not used the scrapbook will be disqualified.
10. Your Builders Club must be in good standing (this means, paid this year's charter fee or annual renewal fee) to participate.

Entry form: [Scrapbook Contest](#)

To help you understand how scoring works, check out the scoring form below which is used by Kiwanis International to score scrapbook entries.

CLUB NAME: _____

<input checked="" type="checkbox"/>	Scrapbook Scoring Criteria	Max. # of points	# of points awarded
<input type="checkbox"/> <input type="checkbox"/>	Organized in these two sections that are clearly labeled. <ul style="list-style-type: none"> CLUB LIFE SERVICE 	20	
<input type="checkbox"/> <input type="checkbox"/>	Including important content. <ul style="list-style-type: none"> Do readers see what life in the club is like? This includes team meetings, teamwork, leadership, training, and celebrations. Do readers see a variety of the club's service activities this year? This includes hands-on service, fundraising, donating, and advocacy. 	30	
<input type="checkbox"/> <input type="checkbox"/>	Included photos and examples. <ul style="list-style-type: none"> Are photos of officers, members and advisors included that show planning, service planning, leading others, celebrating, engaging in the community, hosting guest speakers, etc.? Are examples of club activities included (such as event flyers, brochures from service partners, award certificates, and press articles and social media posts about the club)? 	30	
<input type="checkbox"/> <input type="checkbox"/>	Using good design. <ul style="list-style-type: none"> Do the scrapbook and cover keep a person's attention with good visual design (photos, drawing, graphics) and informative words? Does the scrapbook include the club's name? 	20	
	Total points out of 100 		

Video Contest

This is a contest for a club award.

Video Topic

Record a video that (1) shows examples of service and leadership activities from this year, (2) explains the roles of officers, members, committees, and advisors, and (3) shares how students benefit from being in Builders Club. Encourage members to share what they love about being involved in the club, what they've learned, and the skills they've developed through their experiences.

How to prepare a video for entry.

1. Gather members or a committee who will create the video. Choose a club photographer or videographer to take and organize pictures or capture videos during club activities and service projects.
2. Together, review the video topic above and contest rules below.
3. Create a digital folder or site where members can save items for the video in one location.
4. Create an outline and write a script for the video.
5. Record the video and/or gather images and graphics and design and edit your video.
6. Collect signed [photo release consent forms](#) for each student and adult shown in the video.

Rules for the Video Contest

1. **DEADLINE:** The video entry must be submitted through the online [Video Contest entry form](#) no later than **April 7, 11:59 p.m. Eastern Time**. *There is no way to save your work and return to a form after you've started it – the online form must be completed in one session.* Late entries will not be accepted.
2. A club can submit only one entry for the video contest.
3. The video must be created by the club's members and/or officers; advisors can provide creative and contest guidance.
4. The video must cover the topic listed above.
5. The video must be between 2 and 4 minutes in length.
6. The contest video can be a video recording of Builders Club members in action, a compilation of photos with graphics and music, or a combination of the two from the current year only.
7. **Use only first names of officers and members in onscreen graphics and/or if names are said verbally in the video.** Students' last names cannot be used for their protection and privacy.
8. **If music is used in the video, it must be royalty free music.** Visit <https://www.free-stock-music.com> to find a selection of music that is royalty free and free to use if the artist is identified in the video. If royalty free music is not used the video will be disqualified.
9. In this Video Contest entry form, you must:
 - a. Provide a link to your contest video stored in your Google drive or posted to YouTube or Vimeo. Make sure you've allowed permission for Kiwanis International staff to view your video.
 - b. Upload a video script or video outline.
 - c. Upload one PDF or digital file with all signed [photo release consent forms](#) for students and adults featured in the video.).
10. Your Builders Club must be in good standing (this means, paid this year's charter fee or annual renewal fee) to participate.

Entry Form: [Video Contest](#)

To help you understand how scoring works, check out the scoring form below which is used by Kiwanis International to score video entries.

CLUB NAME: _____

<input checked="" type="checkbox"/>	Video Scoring Criteria	Max. # of points	# of points awarded
<input type="checkbox"/> <input type="checkbox"/> <input type="checkbox"/> <input type="checkbox"/>	Making an effective promotional video. <ul style="list-style-type: none"> Did the video show examples of service and leadership activities? Did the video explain the role of officers, members, committees, and advisors? Did the video share how students benefit from being in Builders Club? Does the video make students want to join Builders Club or make adults want to create more clubs? 	40	
<input type="checkbox"/> <input type="checkbox"/> <input type="checkbox"/>	Being organized. <ul style="list-style-type: none"> Is there a good introduction, middle and conclusion to the speech? Do the parts of the speech connect to each other and make sense? Was the script or outline clear and did it help create an organized video? 	30	
<input type="checkbox"/> <input type="checkbox"/>	Making a quality video. <ul style="list-style-type: none"> Is the picture quality good? Is the sound quality good? 	20	
<input type="checkbox"/>	Being original. <ul style="list-style-type: none"> Was information about the club shared in unique, fun or interesting ways? 	10	
	Total points out of 100 